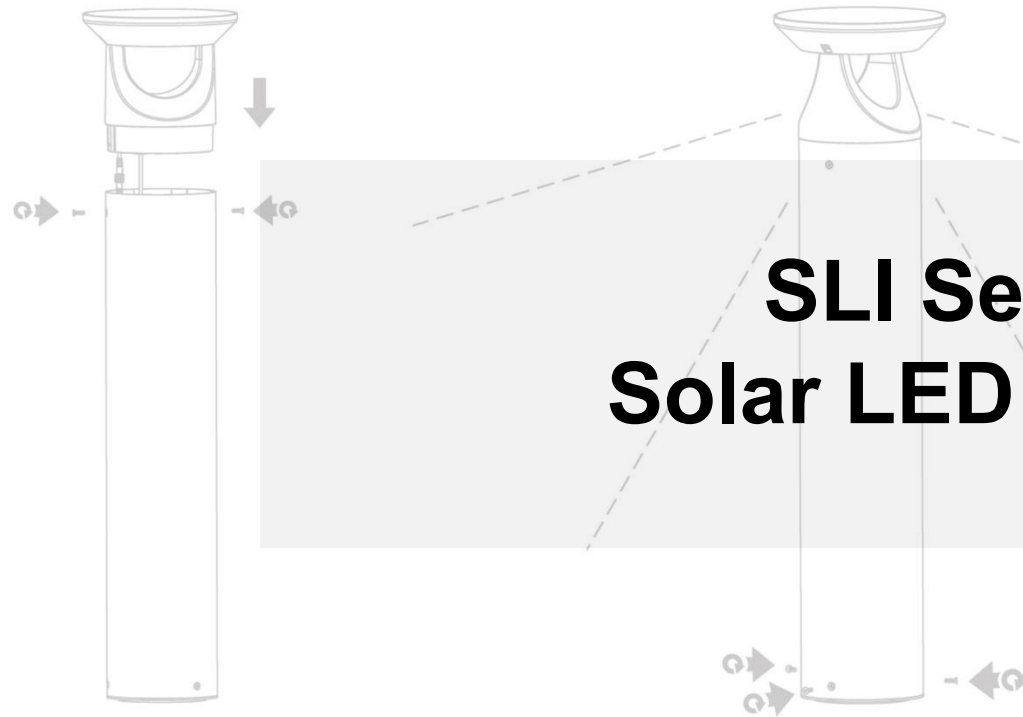




SLI Series Solar LED Bollard





SLI Series Solar LED Bollard





Bollard head shown with quick connect plugs.



Lens is engineered for both asymmetrical and symmetrical light distribution.



Super Smooth design, no exposed screws for a visually aesthetic look.

Available in two sizes: 35.5" or 20".

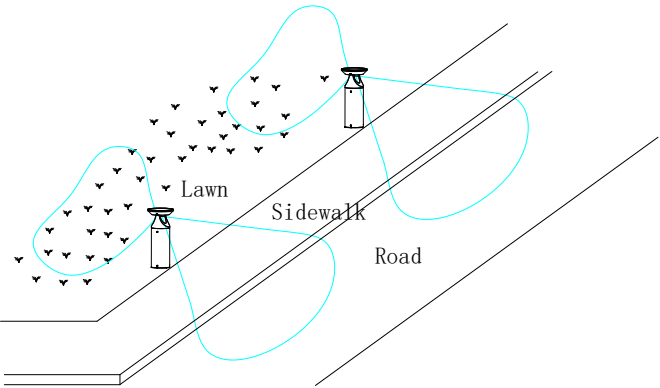
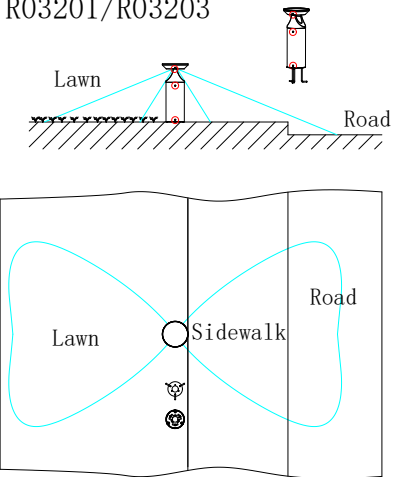


Steel coupling brackets ensures everything stays in it's place.

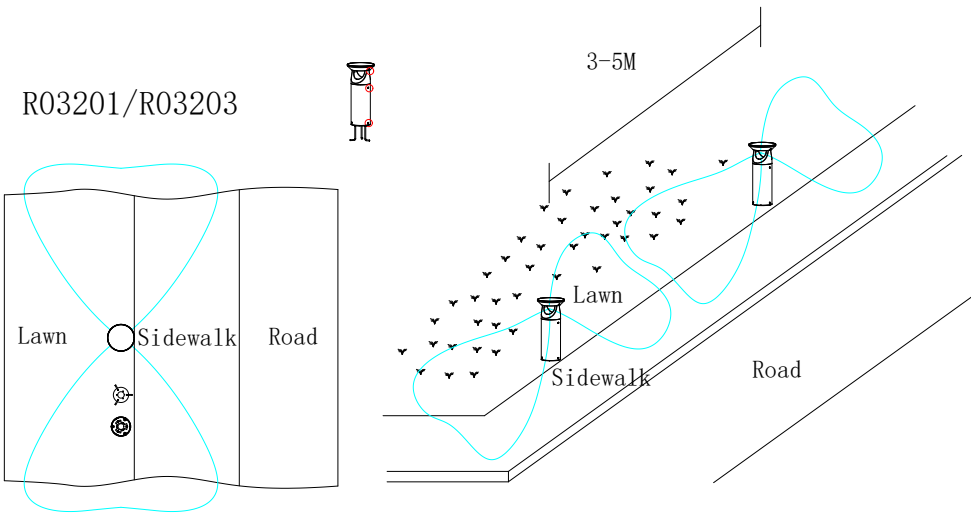
Type IV & V Optic Lens

Type IV & V light distributions are suitable for different areas.

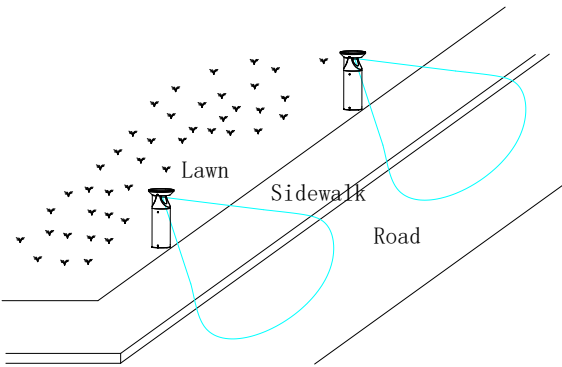
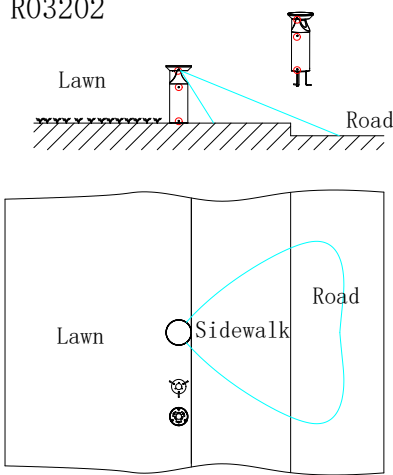
R03201/R03203



R03201/R03203



R03202





Model No	SLI Series Bollard	
Power	3W	
Efficacy	105lm/W(R03201) /100lm/W(R03202)/ 130lm/W(R03203)	
CCT&CRI	4000K (3000K, 5000K optional)/Ra80 (Ra70 optional)	
Beam angle	R03201(Type V)/R03202(Type IV)/R03203(Type V)	
IP&IK rating	IP66/IK07	
Chip	LED 2835	
Battery	LiFePO4 battery	
Operating temperature	0°C to +50°C(32° F to 122° F)	
Certificate	CE/CB	
Dimension	Φ230×520mm(Φ9.06"×20.47")	Φ230×920mm(Φ9.06"×36.22")
Net weight	5.1±0.3kg(11.24±0.66Lbs)	6.6±0.3kg(14.55±0.66Lbs)

Installation

The SLI Series Bollard comes with standard steel anchor bolt kit. It is also available with a durable internal base plate for use in urban areas or for a clean looking installation.

Please refer to the Product Installation Instruction for detailed steps.

