


Solar Lighting International®

STEALTH 120-21

LED SOLAR STREET LIGHT



Product Name	SLI Stealth LED Solar Street Light
Specification	SLI-120-21-STEALTH
Date	1-2022
Version	REV 3.0

Solar Lighting International®

STEALTH 120-21

LED SOLAR STREET LIGHT

Features & Advantages

- Replaceable Parts - **Replaceable Battery** | **Replaceable Light Bar**
- Unique Patented Design
- Patented smart working modes for longer lighting time
- Remote control add-on makes changing the work modes effortless
- Professional light distribution optical lens for a wide lighting area
- High Quality Mono-crystalline Solar Panel
- LED light bars are adjustable to 40°
- Wide angle detection enables body movement in a larger area and a longer distance

Product Image

STEALTH 120W-21



Solar Lighting International®

STEALTH 120-21

LED SOLAR STREET LIGHT

Specifications

Product Model	STEALTH 40W-21	STEALTH 80W-21	STEALTH 120W-21	STEALTH 120W-21-0
Power	40W	80W	120W	120W
Lumen/LED Type	6,400 Lumens (Phillips 5050)	12,800 Lumens (Phillips 5050)	19,200 Lumens (Phillips 5050)	19,200 Lumens (Phillips 5050)
Color Temperature	4700K +/- 300	4700K +/- 300	4700K +/- 300	4700K +/- 300
BUG Rating	B1-U0-G2	B1-U0-G2	B1-U0-G2	B1-U0-G2
Battery	LiFePO ₄ 22AH, 11.1V/244.2Wh	LiFePO ₄ 32AH, 14.8V/473.6Wh	LiFePO ₄ 36AH, 25.6V/614.4Wh	LiFePO ₄ 36AH, 25.6V/921.6Wh
Solar Panel	Mono-crystalline 35 Watt	Mono-crystalline 57 Watt	Mono-crystalline 86 Watt	Mono-crystalline 86 Watt
Light Dimensions	27.9" x 15.2" x 9.6" 711.0*386.2*244.0	46.3" x 15.2" x 9.6" 1178.0*386.2*244.0	63.6" x 15.2" x 9.6" 1616.0*386.2*244.0	63.6" x 15.2" x 9.6" 1616.0*386.2*244.0
Working Time	Up to 12 Hrs if fully charged, Alternate working modes and working times, ranges from 3 - 6 nights.			Up to 14 Hrs if fully charged, Alternate working modes and working times, ranges from 3 - 6 nights.
Charging Time	Requires 6 hours of direct sunlight at optimal angle. Optimal direction is magnetic south and the optimal angle equals the latitude of the installation. Performance is reduced if product is installed different than the optimal angle.			
Beam Angle	140x78° - Type III or Bat-Wing Style Light Distribution			
PIR Sensor	2 PIR Sensors Detection angle: 150° Detection distance: up to 5 Meters / 50 Feet			
IP Class	IP65			
Working Temp	-10°F - 140°F / -23°C - 60°C			
Housing Material	Powder Coated Aluminum			
Weight	37 lbs.	53 lbs.	67 lbs.	75 lbs.
Box Dimensions	37 x 19 x 7.25	56 x 19 x 7.25	72 x 19 x 7.25	72 x 19 x 7.25
Installation Height	10' - 15' or 3-5m	15' - 25' or 5 - 8m	15' - 25' or 5 - 8m	15' - 25' or 5 - 8m
Installation Spacing	32' - 50' or 10-15m	50' - 82' or 15 - 25m	80' - 130' or 25 - 40m	80' - 130' or 25 - 40m
Warranty	3 years			

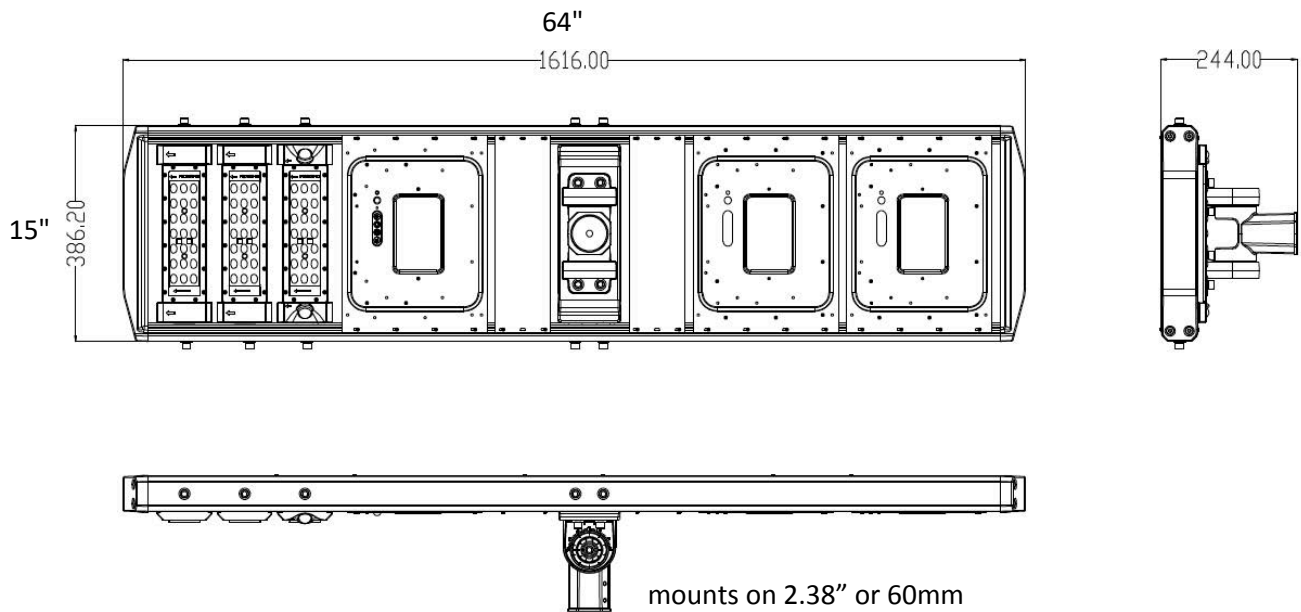
Solar Lighting International®

STEALTH 120-21

LED SOLAR STREET LIGHT

Product Dimensions

120W-21





Solar Lighting International®

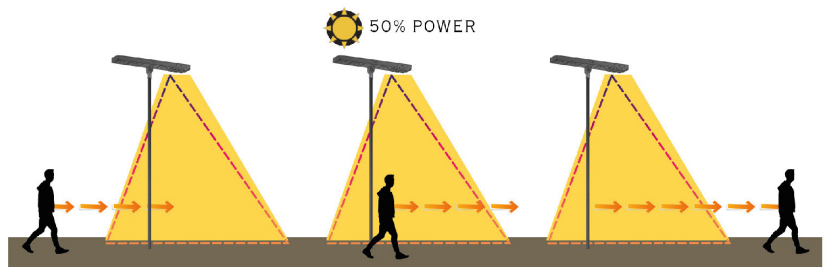
STEALTH 120-21


LED SOLAR STREET LIGHT

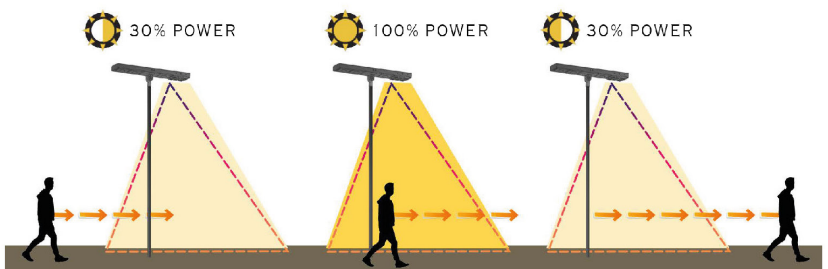
 **Power Button**




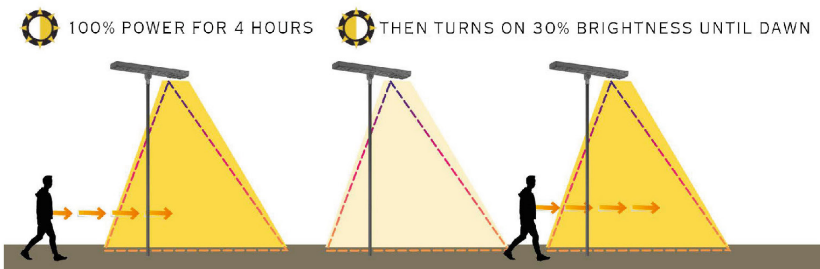
 **Constant Lighting Mode**
Automatically operates at 50% brightness from dusk to dawn or until power is off.



 **Sensor Mode**
Automatically operates at 30% brightness. When motion is detected, light increases to 100% until no motion is detected for 30 seconds, then returns to 30% brightness. Detection up to 50 feet.



 **Customized Working Mode**
Automatically turns on at dusk and remains at up to 100% brightness for 4 hours, then it automatically turns to 30% brightness until dawn.



Phone +1 803 233 3461 | www.solarlightingintl.com

The Name Solar Lighting International® is a Registered Trademark.

